


研究用

YHLO



iFlash 3000
Chemiluminescence
Immunoassay Analyzer
Automation within Reach

iFlash 3000

Chemiluminescence Immunoassay Analyzer

Automation within Reach



Advance CLIA Technology

- Acridinium Ester label has high detection sensitivity
- Little impact on antibody/antigen reaction



High Efficiency Magnetic-particle Immunoassay

- Micro magnetic beads have more surface area and higher sensitivity
- 4 step magnetic separation brings better washing effect, excellent repeatability

ADVANCED

CONVENIENT



RELIABLE

COMPREHENSIVE



Reliable Analysis

- High precision PMT module
- Intelligent design to minimize the cross contamination



Comprehensive Panels

- A lot of unique parameters on CLIA platform, e.g. AMH, Inhibin B, Inhibin A, Adiponectin, RA33 IgG, ZnT8A, etc.

2021年1月現在、日本での取り扱いは新型コロナウイルス関連試薬のみです

iFlash Test Panel

Main Stream Hormonology

Thyroid

TSH
Anti-TPO
Anti-TSHR
Tg
Anti-Tg
FT3
FT4
T3
T4

Tumor Markers

PG I
PG II
AFP
CEA
CA 125
CA 15-3
CA 19-9
Free PSA
Total PSA
CYFRA 21-1
NSE

Anemia

Ferritin
Folate
Vitamin B12

Cardiac Markers

CK-MB
Myoglobin
Troponin-I
BNP

Bone Metabolism

25-OH Vitamin D
PTH

Metabolism

Insulin
C-Peptide
Cortisol
ACTH
Adiponectin

Liver Fibrosis

HA
PIIIPN-P
Col IV
Laminin

Reproductive Health

Fertility

AMH
Inhibin B
Inhibin A
LH
FSH
HCG
Prolactin
DHEA-S
Unconjugated Estriol
E2
PAPP-A
free β HCG
Progesterone
Testosterone

TORCH

Toxo IgG
Toxo IgM
CMV IgG
CMV IgM
HSV-1 IgG
HSV-2 IgG
HSV-1 IgM
HSV-2 IgM
Rubella IgG
Rubella IgM

Anti-Phospholipid Syndrome

Cardiolipin IgG
Cardiolipin IgM
Cardiolipin IgA
Anti-Cardiolipin
 β 2-Glycoprotein I IgG
 β 2-Glycoprotein I IgA
 β 2-Glycoprotein I IgM
Anti- β 2-Glycoprotein I

* Without CE

Autoimmunity

Rheumatoid Arthritis

Anti-CCP
RF IgG
RF IgM
RF
RA33 IgG

Connective Tissue Disease

ANA
dsDNA IgG
Sm IgG
SS-A IgG
SS-B IgG
Scl-70 IgG
Jo-1 IgG
RNP70 IgG

Autoimmune Liver

SMA IgG
AMA-M2

Vasculitis Diagnostics

PR3 IgG
GBM IgG
MPO IgG

Autoimmune Diabetes

IA-2A
IAA
GADA
ICA
ZnT8A

Infection

EBV

EB VCA IgG
EB VCA IgM
EB VCA IgA
EB EA IgM
EB NA IgG
EB NA IgA

Respiratory Disease

Mycoplasma pn. IgG
Mycoplasma pn. IgM
Chlamydia pn. IgG
Chlamydia pn. IgM

Blood Bank

Anti-TP (Syphilis)
Anti-HCV *
HBsAg *
Anti-HBs *
HBeAg *
Anti-HBe *
Anti-HBc *
HIV Combo *

Inflammation

PCT

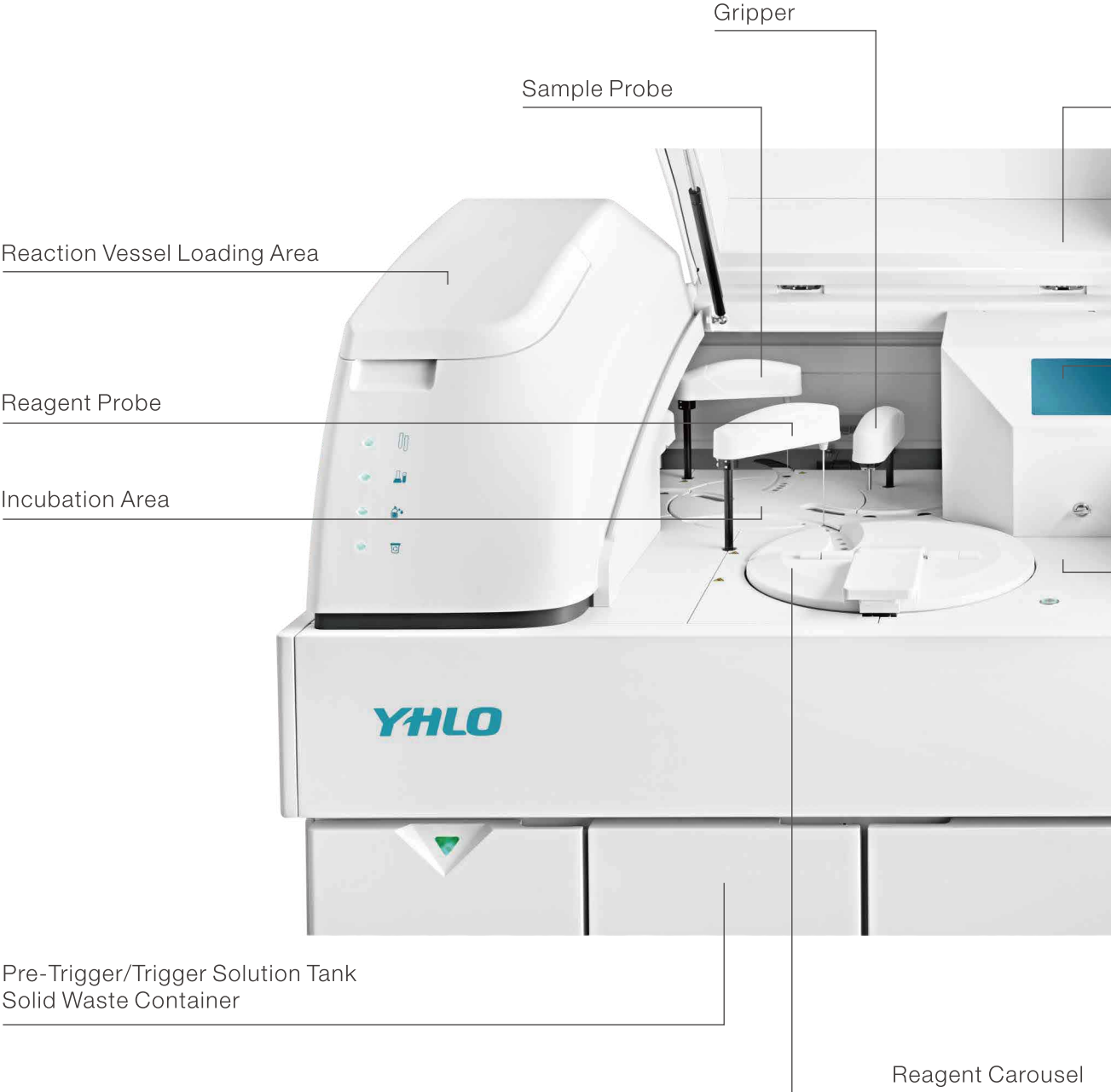
Novel Coronavirus


SARS-CoV-2 IgM
SARS-CoV-2 IgG



iFlash 3000

System Layout






Upper Lid

Magnetic Separation System

Sample Delivery Module

Optical System

Wash Buffer Tank



Features

- Acridinium Ester labeled direct chemiluminescence
- Up to 300 tests/hour
- 30 reagent cooling positions (2-8 °C)
- 140 sample positions including 15 STAT positions
- Independent 4 step magnetic separation system
- Non-contact vortex mixer
- Efficient reaction vessel loading
- Unique test panels
- Easy maintenance

iFlash 3000

Instrument



Precise Aspiration System

- Two dedicated probes for sample and reagent
- Stainless probe with high pressure exterior & interior washing to minimize carry-over and cross contamination



Optimize Sample Loading System

- 140 samples positions including 15 STAT positions with random access
- Unique sample rack design (5 samples/rack, 5 racks/tray) for easy handling of samples



Smart Software

- User friendly interface
- Real time monitoring of reagents and consumables
- Smart result management

Reagent



Comprehensive Reagent Panels

- 112 parameters covering infectious, autoimmune, reproductive health and routine parameters
- More parameters are under development



Operation




Unique Reaction Vessels Loading

- Smart RV design to achieve automatic loading of vessels
- 2000 reaction vessels capacity
- Accurate and rapid reaction vessel transport



Special Vortex Mixer

- Non-contact vortex mixer design eliminates the chance of cross contamination



Characterized Incubation Plate

- 230 incubation vessels capacity
- Incubation temperature fluctuation within $\pm 0.1^{\circ}\text{C}$

Specifications

General Information

Throughput	Up to 300 tests/hour
Fastest time to first result	12 minutes
Detection principle	Magnetic particle-based direct chemiluminescence
Chemiluminescence label	Acridinium Ester
Sample/reagent probe	Two dedicated probes, horizontal and vertical collision protection
Auto-detection function	Liquid level, bubble, clot detection

Sample Supply System

Sample position	5 samples per rack, 140 sample positions including 15 STAT positions
Sample delivery system	Continuous sample loading with robotic transfer
Sample volume	5 ~ 150 μ L
Reaction vessels loader capacity	2000 reaction vessels reserve for continuous loading

Reagent System

Reagent position	30 positions with built-in refrigeration
Reagent carousel temperature	2-8°C
Reagent detection	Reagent level tracking
Reagent pack	2×50 tests per kit
Auto dilution	Maximum of 1:400

Reaction Carousel

Capacity	230 reaction vessels
Incubation temperature	37.0°C \pm 0.3°C, with a fluctuation of 0.1°C
Mixing system	Non-contact eccentric vortex mixer

Magnetic Separation System

Washing method	4-step magnetic separation
Temperature	37.0°C \pm 0.3°C, with a fluctuation of 0.1°C

Operating Conditions

Power supply	100~240 V, 50/60 Hz
Power consumption	2200 VA
Temperature	10~30°C
Ambient humidity	20%-70% RH
Atmospheric pressure	75~106 KPa
Physical dimensions	147cm (L) \times 95cm (W) \times 141cm (H)
Weight	387 kg

全自動化学発光免疫測定 (CLIA) 装置

Code No.	製品名	包装	価格 (税別)	保証期間
YH-C6111	iFlash 3000	一式	¥10,000,000	6ヵ月

試薬

Code No.	製品名	包装	価格 (税別)
YH-C86095G	iFlash-SARS-CoV-2 IgG	100 tests	¥270,000
YH-C86095M	iFlash-SARS-CoV-2 IgM	100 tests	¥270,000

※新型コロナウイルス抗体を検出する「研究用試薬」「研究用機器」です。
※別途、コントロール試薬、機器用消耗品が必要になります。詳細はMBLまでお問い合わせください。
※最新の情報はMBLまでお問い合わせください。

P/N: ENG-C003-202003



販売元

MBL 株式会社 医学生物学研究所

A JSR Life Sciences Company <https://ivd.mbl.co.jp/>

<お問い合わせ先>

〒105-0012

東京都港区芝大門2丁目11番8号 住友不動産芝大門二丁目ビル

TEL : 03-6684-6860 (代表) FAX : 03-6854-3615

E-mail : kensa@mbl.co.jp

YHLO

SHENZHEN YHLO BIOTECH CO., LTD.

Headquarter: Building 1, YHLO Biopark, Baolong 2nd Road,
Baolong Subdistrict, Longgang District, 518116 Shenzhen, P.R.China

Tel: +86 755 26601910

Email: marketing@szyhlo.com

Website: www.szyhlo.com

2021.01

252172-21011000